


Color the design below by following the directions.


1. Color the small dots pink
2. Color the large dot in the middle red
3. Color the wavy line blue
4. Color the ovals yellow



Color the design below by following the directions.




1. Color the small dots yellow
2. Color the large dot in the middle orange
3. Color the wavy lines blue
4. Color the triangles green
5. Color the background red.




Color the design below by following the directions.

1. Color the small dots yellow
2. Color the large dot in the middle orange
3. Color the wavy lines blue
4. Color the triangles green
5. Color the background red.



Color the design below by following the directions.

1. Color the small dots yellow
2. Color the large dot in the middle orange
3. Color the wavy line blue
4. Color the triangles green





# Terms of Use

Thanks for being part of the Brilliant Therapy Team!

Each day we strive to make more tools available for you and because we are human, we sometimes put in some errors. We are constantly reviewing and correcting these. Thank you for your patience. You are valuable to us and we strive to give you our best tools.

To sustain this site, we ask that you use it responsibly. You may print out items for your use, but urge you to encourage others to join, rather than ignore the copyrighted materials. PLEASE DO NOT COPY OR REDISTRIBUTE BRILLIANT THERAPY PRINTABLES TO ANYONE. PLEASE TO NOT SEND IT TO OTHERS TO UPLOAD OR SHARE ON OTHER WEBSITES TO DOWNLOAD. IT IS AGAINST THE LAW.

Thank you for working with us to help get better therapy tools out to others and improve the lives of therapists and clients! We welcome your feedback because you are an important part of our team!

Check us out on Facebook or Instagram!

Check out Gyms on Facebook too!

Copyright 2020 BrilliantTherapy.com