


Listen or read the directions in the box on the left and then do what it says in the right box.

<p>These are library books that need to go back on a shelf. Place an X on the one at the far right.</p>	
<p>These children are in line taking turns getting a drink at the drinking fountain. Circle the first person in line.</p>	
<p>There are many crayons all over the place, but place an X on the broken crayons.</p>	
<p>These dogs are sniffing an interesting scent. Circle the dog that is going a different direction.</p>	
<p>Out of the many faces, there are two that seem sad. Draw a square around the two sad faces.</p>	


Find one complete sea horse to color in.



Read the directions on the left and then follow them in the box to the right.

Draw rain coming down on grass.	
Draw three circles that touch each other.	
Draw four feathers with one feather pointing a different direction.	
Draw two hearts and put Polk-a-dots on one of them.	
Draw the sun, moon, and stars.	

Complete the animals with missing parts.





Read the directions on the left and then follow them in the box to the right (Your Space).

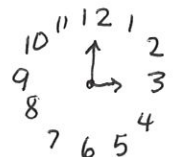

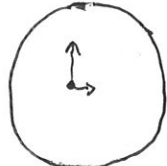
Put the colors you find on a turkey in your space.	
Draw 3 pairs of eyes.	
Draw 5 donuts and put frosting on at least 2 of them.	
Draw 4 fish with teeth.	
Draw 7 parallel lines.	

Draw 8 bubbles and color them.

Read the directions on the left and then follow them in the box to the right.

Draw a square and place a straight line thru it.	
Draw an oval and a circle that do not touch each other.	
Draw four smiley faces and draw a heart around one of them.	
Write a math equation.	
Write 3 words that rhyme with pen.	

Complete the clock faces with missing parts.



Listen/Drawing Boxes:5

Name: _____

Read the directions on the left and then follow them in the box to the right (Your Space).

Paste a colored piece of paper in the box to the right.	
Cut out a circle and paste it in your space.	
Draw 5 lines each one a different color.	
Write your name in all lowercase letters.	
Cut out and paste 3 colored strips of paper horizontally in your space.	


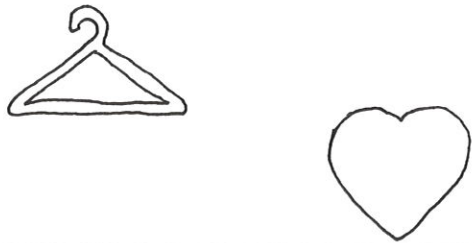
Circle all the letter blends that you can say in a word (You can write them too!)

Sp Tw Gr Sk Sn Ch Bl Cr Cl Dr Sc Br Fl Gl St

Listen/Drawing Boxes: 6

Name: _____

Read the directions on the left and then follow them in the box to the right (Your Space).

<p>Write the number 2 and next to it draw the number 3, and then next to it draw a small circle.</p>	
<p>Put a sticker in your space, and then draw a circle around it with a yellow crayon. Color the remaining area of the box blue.</p>	
<p>Circle the person sitting in the last seat of the bus, then place an X on the front tire and circle the front headlight.</p>	
<p>Write 6 letters and place a circle around the vowels, a square around the second letter written, and underline the last letter written.</p>	
<p>Color the hanger green, draw a lollypop underneath it, place stripes on the heart, and draw a ball above it.</p>	






Circle all the letter blends that you can say in a word (You can write them too!)

Sp Tw Gr Sk Sn Ch Bl Cr Cl Dr Sc Br Fl Gl St

Listen/Drawing Boxes: 7

Name: _____

Read the directions on the left and then follow them in the box to the right (Your Space). (Note: This type of task can be used for cognitive flexibility)

<p>Circle the next to the last runner on the track.</p>	
<p>Circle the tallest person holding the sign.</p>	
<p>What is the price of the third CD?</p>	
<p>Chelsea made a necklace of black and white beads. What is the color of the third bead? What is the color of the fourth bead?</p>	
<p>Circle and say all the items you might find inside a house.</p>	

Circle all the letter blends that you can say in a word (You can write them too!)

Sp Tw Gr Sk Sn Ch Bl Cr Cl Dr Sc Br Fl Gl St



Terms of Use

Thanks for being part of the Brilliant Therapy Team!

Each day we strive to make more tools available for you and because we are human, we sometimes put in some errors. We are constantly reviewing and correcting these. Thank you for your patience.

You are valuable to us and we strive to give you our best tools.

To sustain this site, we ask that you use it responsibly. You may print out items for your use, but urge you to encourage others to join, rather than ignore the copyrighted materials. PLEASE DO NOT COPY OR REDISTRIBUTE BRILLIANT THERAPY PRINTABLES TO ANYONE. PLEASE TO NOT SEND IT TO OTHERS TO UPLOAD OR SHARE ON OTHER WEBSITES TO DOWNLOAD. IT IS AGAINST THE LAW.

Thank you for working with us to help get better therapy tools out to others and improve the lives of therapists and clients! We welcome your feedback because you are an important part of our team!

Check us out on Facebook or Instagram!

Check out Gymn5 on Facebook too!

Copyright 2020 BrilliantTherapy.com