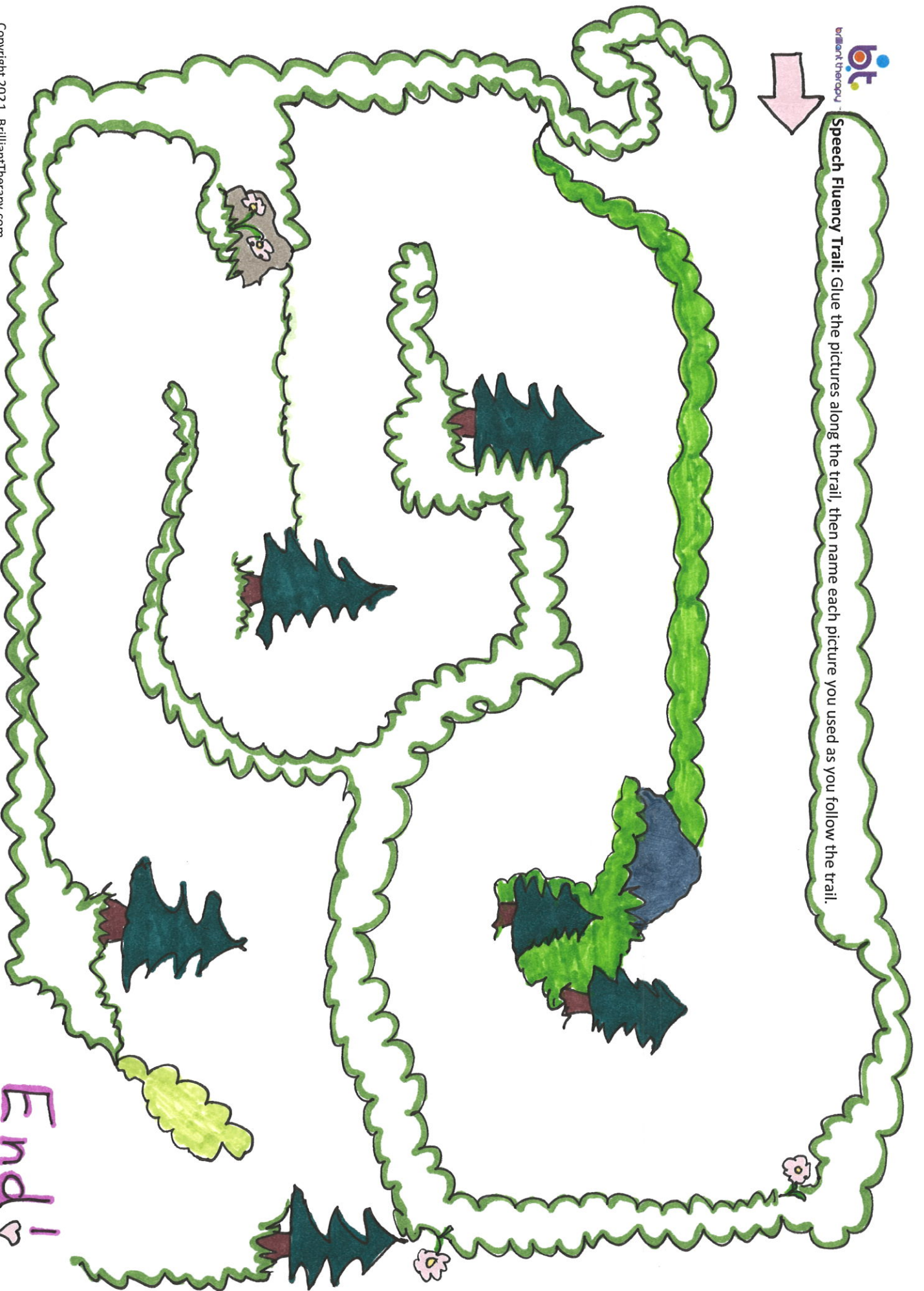




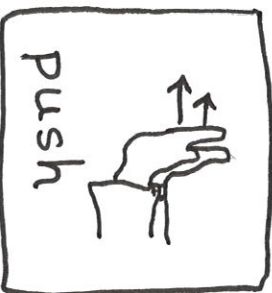

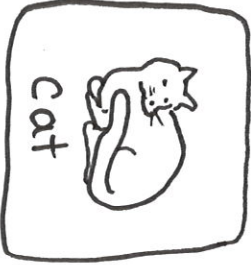






Speech Fluency Trail: Glue the pictures along the trail, then name each picture you used as you follow the trail.



End!

Speech Fluency Trail: Cut out the pictures below and then glue the pictures along the trail, then name each picture you used as you follow the trail.





# Terms of Use

Thanks for being part of the Brilliant Therapy Team!

Each day we strive to make more tools available for you and because we are human, we sometimes put in some errors. We are constantly reviewing and correcting these. Thank you for your patience. You are valuable to us and we strive to give you our best tools.

To sustain this site, we ask that you use it responsibly. You may print out items for your use, but urge you to encourage others to join, rather than ignore the copyrighted materials. PLEASE DO NOT COPY OR REDISTRIBUTE BRILLIANT THERAPY PRINTABLES TO ANYONE. PLEASE TO NOT SEND IT TO OTHERS TO UPLOAD OR SHARE ON OTHER WEBSITES TO DOWNLOAD. IT IS AGAINST THE LAW.

Thank you for working with us to help get better therapy tools out to others and improve the lives of therapists and clients! We welcome your feedback because you are an important part of our team!

*Check us out on Facebook or Instagram!*

*Check out Gyms on Facebook too!*

*Copyright 2020 BrilliantTherapy.com*