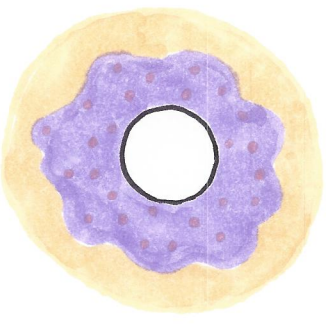




Writing Rocks!

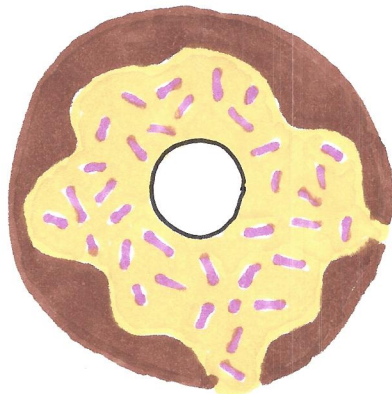

Roll out small bits of play dough so that they can fit into the circles on your page. Try using just your fingertips! Then write a sentence for each circle filled with a play dough ball.



Handwriting practice lines consisting of a solid top line, a dashed middle line, and a solid bottom line. There are five sets of these lines arranged vertically on the page.

Writing Rocks!

Roll out small bits of play doh so that they can fit into the circles on your page. Try using just your fingertips! Then word for each circle filled with a play doh ball.



Handwriting practice lines consisting of a solid top line, a dashed middle line, and a solid bottom line, repeated five times.

Writing Rocks!

Roll out small bits of play doh so that they can fit into the circles on your page. Try using just your fingertips! Then write a sentence for each circle filled with a play doh ball.



Handwriting practice lines consisting of four sets of three horizontal lines (top solid, middle dashed, bottom solid).