







Fine Motor Obstacle Course II

Supplies Needed:

- * Small items to place in a box
- * cardboard box
- * Clothespins
- * Cotton balls
- * Small containers/cups (nurse office usually has them in a school setting)
- * Sponge
- * Water
- * Colored pencils, crayons, or markers
- * File Folder (to cut into a stencil)
- * Scissors (to cut out stencil heart)

Activities:

1. Pinkie Up. Pick up the items in the box with only 2 fingers touching it. (you can transfer them to another box if you want.)
2. Cotton Ball Pick Up. Take clothespin and transfer them from 1 bowl/cup to another.
3. Cut It. Cut out the hearts on the file folder.(see video)
4. Color while holding the stencil down. (see video)
5. Sponge Water Transfer. Use a sponge to transfer the water between two containers.
6. Ruler Star. Draw a star using a ruler.
7. Write sentences with different colored pencils.



brilliant therapy™ Copyright 2019 BrilliantTherapy.com