

Vision Bingo

B

I

N





















G

O

				
				
		<p>BINGO</p>		
				
				

Vision Bingo

B I N G O

				
				
		<p>BINGO</p>		
				
				

Vision Bingo

B

I

N

G

O

				
				
		<p>BINGO</p>		
				
				

Vision Bingo

B

I

N

G

O

				
				
		<p>BINGO</p>		
				
				

Vision Bingo

		Bingo		

Copyright 2018 BrilliantTherapy.com

Directions:

Post the large Bingo Grid up on a wall approximately 10 feet from viewer. Then have them hold the smaller matching grid in their hands.

Now have them read the first line on the wall and then look at the hand held copy and read the first row. Repeat until all rows are read.

Vision Bingo

		BINGO		